



INCLUDING NEW ECODESIGN 2022 MODELS

**MAZONA**  
STOVES

Product Range 2022



# MAZONA

## STOVES

### Product Range 2022

## Contents

---

### *Ecodesign Ready Stoves*

Bray 400 .....	4
Wicklow Eco 4 .....	5
Wicklow Eco 5 .....	6
Wicklow Eco 8 .....	7
Glencara Eco 4 .....	8
Glencara Eco 5 .....	9
Glencara Eco 8 .....	10
Newport Eco 5 .....	11
Ive Eco 5 .....	12

### *Alternative Stoves*

Newport 8 .....	13
Portland 5 Inset .....	14
Micon Fire Door Inset .....	15

### *Hearths & Accessories*

Granite Slab Hearths .....	16
Unfilled Black Granite Slab Hearths .....	16
Arch filled Black Granite Hearths .....	17
Honed Black Granite Chamber Hearth .....	17
Chamber Mini Panel Tiles .....	18
Chamber Vermiculite Boards .....	19
Specifications .....	20



# *Welcome to the Mazona Stoves Range for 2022*

With more eco design 2022 stoves than ever, Mazona is a leading brand in efficient stoves at affordable prices. Our stoves are a popular choice for homes across the country looking for an economical, quality-built product that will last.

Each Mazona stove features a stunning view of the fire, whilst the glass is kept clear by a powerful airwash system.

Our entire product range is 'multi-fuel' allowing you to burn both wood and smokeless solid fuel, whether you opt for a freestanding or inset stove.

Also included in this brochure is our most popular range of Hearths and panel tiles.



## *Warranty Information*

Mazona stoves are an affordable quality product with a 5-year warranty for your peace of mind, which covers all stove body castings. This does not include consumable items as such as glass, door seals, grates, firebricks, vermiculite panels, baffles and log guards.



# Bray Eco 400

**MAZONA**  
STOVES



## Specification

EEL classification: A+

Efficiency (%): 82

Output (kW): 5.0

Size (mm) : 596(H) x 490(W) x 340(D)

Weight: 73Kg

## Features

The Bray 400 is a modern eco design inset stove with a contemporary glass trim that surrounds the body of the stove. With a 5kW output this compact stove is efficient as well as stylish.

Inset / Casette Stove

Optional Extra: Direct Air Compatible





## Features

With a narrow design the efficient eco design Wicklow 4.1kW is a compact stove with a traditional aesthetic. An arched front glass panel is accompanied by a polished brass handle and air control knobs ensuring the design of the stove really stands out.

Top and rear flue outlet

Freestanding stove

Optional Extra: Direct Air Compatible

## Specification

EEL classification: A

Efficiency (%): 77.1

Output (kW): 4.1

Size (mm) : 538(H) x 370(W) x 272(D)

Weight: 50Kg

# Wicklow Eco 5

**MAZONA**  
STOVES



<b>83</b>	<b>A+</b>	<b>5.0</b>
EFFICIENCY (%)	EEL CLASS	OUTPUT (kW)



## Specification

EEI classification: A+

Efficiency (%): 83

Output (kW): 5.0

Size (mm) : 538(H) x 370(W) x 312(D)

Weight: 55Kg

## Features

The efficient Wicklow Eco 5 offers a heat output of 5kW in a compact steel body. You can choose to install this freestanding stove with a top or rear flue outlet and burn your choice of wood or coal.

Top and rear flue outlet

Freestanding stove

Optional Extra: Direct Air Compatible



## Features

With a heat output of 8.1kW, the Wicklow Eco 8 has a classical design with the steel body of the stove accompanied by polished brass air control knobs and front handle. Enjoy the flame picture behind the glass panel that ensures the stove will be a focal point in your home.

Top and rear flue outlet

Freestanding stove

Optional Extra: Direct Air Compatible

## Specification

EEI classification: A

Efficiency (%): 79.4

Output (kW): 8.1

Size (mm) : 581(H) x 490(W) x 327(D)

Weight: 71Kg



# Glencara Eco 4



<b>75.4</b> EFFICIENCY (%)	<b>A</b> EEI CLASS	<b>4.1</b> OUTPUT (kW)
-------------------------------	-----------------------	---------------------------



## Specification

EEI classification: A

Efficiency (%): 75.4

Output (kW): 4.1

Size (mm) : 487(H) x 380(W) x 292(D)

Weight: 70Kg

## Features

Compact & efficient, the Glencara Eco 4 is an eco design 2022 freestanding stove with the option of a top or rear flue outlet. You can burn wood or smokeless coal and enjoy the flame picture behind the glass front panel.

Top and rear flue outlet

Freestanding stove

Optional Extra: Direct Air Compatible





## Features

With a simplistic freestanding design, the Glencara Eco 5 lets you enjoy the flame picture with no interruptions. You can burn smokeless coal or seasoned wood in this compact eco design 2022 stove.

Top and rear flue outlet

Freestanding stove

Optional Extra: Log Store & Direct Air Compatible

## Specification

EEL classification: A

Efficiency (%): 75.6

Output (kW): 5.0

Size (mm) : 487(H) x 380(W) x 342(D)

Weight: 78Kg

# Glencara Eco 8



## Specification

EEL classification: A

Efficiency (%): 79

Output (kW): 8.4

Size (mm) : 530(H) x 490(W) x 362(D)

Weight: 102Kg

## Features

Bigger than it's counterparts the Glencara Eco 8 offers a larger heat output of 8.4kW in a wider design. This eco design 2022 stove is freestanding and gives you the option of a top or rear flue outlet.

Top and rear flue outlet

Freestanding stove

Optional Extra: Log Store & Direct Air Compatible





## Features

Meeting eco design 2022 regulations and with updated air control handles, the Newport Eco 5 is an efficient stove with a contemporary design. Boasting 78.8% efficiency this stove will create an attractive focal point in your home while offering a heat output of 4.9kW.

Top and rear flue outlet

Freestanding stove

Optional Extra: Log Store

## Specification

EEL classification: A

Efficiency (%): 78.8

Output (kW): 4.9\*

Size (mm) : 530(H) x 450(W) x 326(D)

Weight: 70Kg

\* Solid fuel 6.7kW.

# Ive Eco 5

**MAZONA**  
STOVES



<b>78.8</b> EFFICIENCY (%)	<b>A</b> EEI CLASS	<b>4.9</b> OUTPUT (kW)
-------------------------------	-----------------------	---------------------------



## Specification

EEI classification: A

Efficiency (%): 78.8

Output (kW): 4.9\*

Size (mm) : 530(H) x 450(W) x 326(D)

Weight: 69Kg

\*Solid fuel 6.7kW.

## Features

Brand new to Mazona for 2022 the Ive Eco 5 is an eco design 2022 stove with a direct air system built in making it a perfect addition to a modern home. You can burn wood or smokeless coal and the front bar is arched giving the Ive a unique design aesthetic.

Top and rear flue outlet

Freestanding stove

Optional Extra: Log Store





## Features

A multi-fuel stove with a 7.9kW heat output, the Newport 8kW has a simplistic contemporary design and can be installed with a top or rear flue outlet.

Top and rear flue outlet

Freestanding stove

Optional Extra: Log Store & Direct Air Compatible

## Specification

EEL classification: A

Efficiency (%): 78.1

Output (kW): 7.9

Size (mm) : 600(H) x 520(W) x 335(D)

Weight: 83 Kg

# Portland 5 Inset

MAZONA  
STOVES



<b>73.9</b> EFFICIENCY (%)	<b>A</b> EEI CLASS	<b>5.1</b> OUTPUT (kW)
-------------------------------	-----------------------	---------------------------



## Specification

EEI classification: A

Efficiency (%): 73.9

Nominal Output (kW): 5.1

Size (mm) : 597(H) x 510(W) x 372(D)

Weight: 75Kg

## Features

Perfect to convert an open fire to a stove, the Portland 5 inset will give you more control of your fire as well as burning fuel more efficiently and still giving you the cosy feeling a real fire creates.

Externally controlled riddling grate

Inset stove





## Features

If you would like more control of your open fire, as well as improved efficiency without the need to install a brand new stove, the Micon Fire Door is the perfect solution that will fit in most standard fireplace 16" & 18" openings.

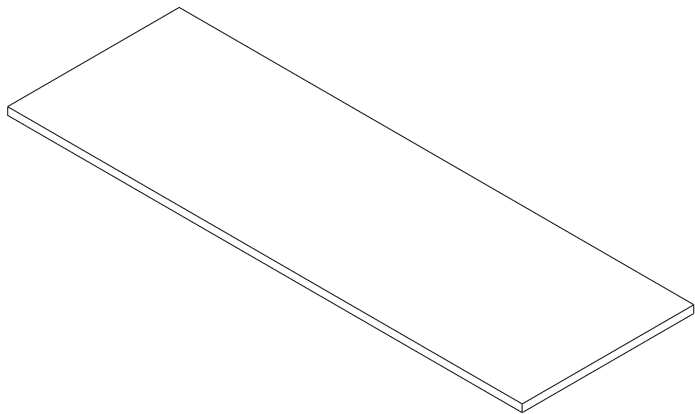
Suits most 16" or 18" openings

Fire door

## Specification

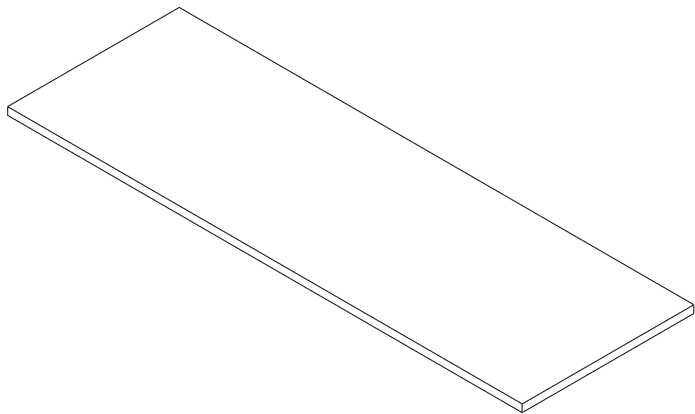
Size (mm) : 620(H) x 540(W) x 200(D)  
(incl. baffle)

Weight: 25Kg



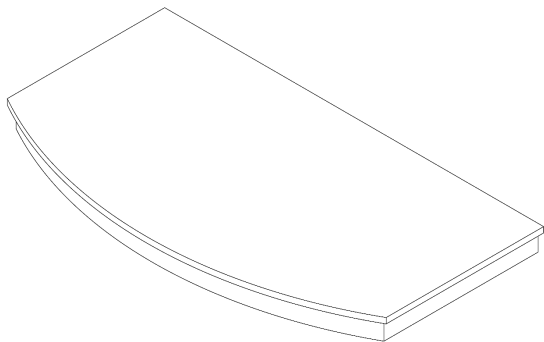
## Black Granite Honed Slab

Code	Width (mm)	Depth (mm)	Height (mm)
BGHCHF5418	1370 (54")	460 (18")	30
BGHCHF6018	1524 (60")	460 (18")	30



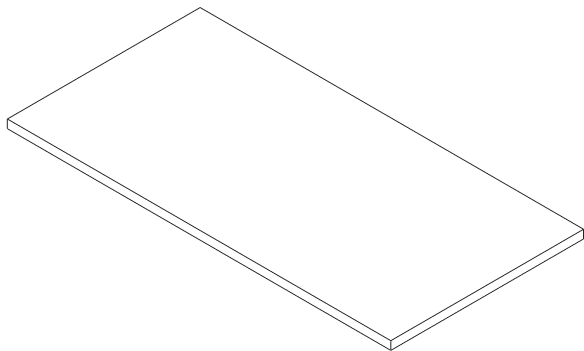
## Unfilled Black Granite Slab

Code	Width (mm)	Depth (mm)	Height (mm)
GHUNR5420	1370 (54")	508 (20")	20
GHUNR6020	1525 (60")	508 (20")	20
GHUNR6620	1676 (66")	508 (20")	20
GHUNR7220	1830 (72")	508 (20")	20



**Arched Filled Black  
Granite Hearth**

Code	Width (mm)	Depth (mm)	Height (mm)
GSHFA40X30	1000 (40")	750 (30")	90
GSHFA54X30	1372 (54")	750 (30")	90
GSHFA60X30	1520 (60")	750 (30")	90



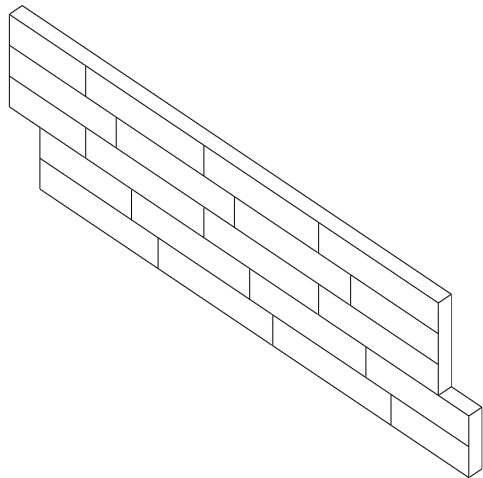
**Black Granite Honed  
Chamber Hearth Back**

Code	Width (mm)	Depth (mm)	Height (mm)
BGHCHB	915 (36")	460 (18")	20



## Cultured Stone Chamber Mini Tiles

Code	Colour	Width (mm)	Height (mm)	Pack Size
MPTSG	SILVER	562 (Spacing) 602 (Overall)	150	7
MPTOY	OYSTER	562 (Spacing) 602 (Overall)	150	7
MPTBL	BLACK	562 (Spacing) 602 (Overall)	150	7





## Vermiculite Boards

Code	Colour	Width (mm)	Height (mm)	Depth (mm)
VBCB7A	CREAM	1020	620	20
VBCB7C	CREAM	1250	1000	20



## Reeded Vermiculite Boards

Code	Colour	Width (mm)	Height (mm)	Depth (mm)
VBLL7A	CREAM	1020	620	20
VBLL7C	CREAM	1000	1000	20

## Specification Sheet

Item	Item Code	Eco Design 2022	Nominal Heat Output (kW)	Efficiency (%)	EEL Class	Direct Air	Flue Outlet	H (mm)	W (mm)	D (mm)	W (kg)	Height centre of rear flue	Depth back to centre of top flue	Flue Dia.	Min dist. to combustables from rear	Min dist. to combustables from sides
------	-----------	-----------------	--------------------------	----------------	-----------	------------	-------------	--------	--------	--------	--------	----------------------------	----------------------------------	-----------	-------------------------------------	--------------------------------------

### Ecodesign Ready Stoves

Bray Eco 400	MZEDBRCA	Yes	5	82	A+	Optional	Top Only	596	490	428	73	-	95	125	400	300
Wicklow Eco 4	MZSWIC4	Yes	4.1	77.1	A	Optional	Top & Rear	538	370	272	50	448	94.5	125	400	400
Wicklow Eco 5	MZSWIC5	Yes	5.0	83	A+	Optional	Top & Rear	538	370	312	55	448	94.5	125	400	550
Wicklow Eco 8	MZSWIC8	Yes	8.1	79.4	A	Optional	Top & Rear	581	490	327	71	486	104.5	125	600	550
Glencara Eco 4	MZEDGCMF4	Yes	4.1	75.4	A	Optional	Top & Rear	487	380	292	70	392	105	125	600	500
Glencara Eco 5	MZEDGCMF5	Yes	5.0	75.6	A	Optional	Top & Rear	487	380	342	78	392	120	125	600	500
Glencara Eco 8	MZEDGCMF8	Yes	8.4	79	A	Optional	Top & Rear	530	490	362	102	435	115	125	750	500
Newport Eco 5	MZEDNPMFS	Yes	4.9*	78.8	A	Ready	Top & Rear	530	450	326	70	427	115	125	400	600
Ive Eco 5	AZEDAOMF5	Yes	4.9*	78.8	A	Ready	Top & Rear	530	450	326	69	427	105	125	400	600

### Alternative Stoves

Newport 8	MZNP8MFSE	No	7.9	78.1	A	Optional	Top & Rear	600	520	335	83	486	130	125	500	500
Portland 5	MZPLMB	No	5.1	73.9	A	-	Top Only	597	510	372	75	-	-	150	-	350
Micon Fire Door	MZSMFD	No	-	-	-	-	-	620	540	200	25	-	-	-	-	-

\* Solid fuel with 6.7kW.

NOTE: Always consult a qualified stove installation expert and refer to your local building regulations and Document J of the Building Regulation.



## Specification Sheet

Description	Code	Width (mm)	Depth (mm)	Height (mm)	Colour	Pack Size
<b>Hearths</b>						
<b>Black Granite Honed Slab</b>	BGHCHF5418	1370 (54")	460 (18")	30	Black	-
	BGHCHF6018	1524 (60")	460 (18")	30		-
<b>Unfilled Black Granite Slab</b>	GHUNR5420	1370 (54")	508 (20")	20	Black	-
	GHUNR6020	1525 (60")	508 (20")	20	Black	-
	GHUNR6620	1676 (66")	508 (20")	20	Black	-
	GHUNR7220	1830 (72")	508 (20")	20	Black	-
<b>Arched Filled Black Granite Hearth</b>	GSHFA40X30	1000 (40")	750 (30")	90	Black	-
	GSHFA54X30	1372 (54")	750 (30")	90		
	GSHFA60X30	1520 (60")	750 (30")	90		
<b>Black Granite Honed Chamber Hearth Back</b>	BGHCHB	915 (36")	460 (18")	20	Black	-
<b>Mini Tiles</b>						
<b>Cultured Stone Chamber Mini Tiles</b>	MPTSG	562	10	150	Silver	7
	MPTOY	562	10	150	Oyster	7
	MPTBL	562	10	150	Black	7
<b>Boards</b>						
<b>Vermiculite Boards</b>	VBCB7A	1020	20	620	Cream	-
	VBCB7C	1250	20	1000	Cream	-
<b>Reeded Vermiculite Boards</b>	VBLL7A	1020	20	620	Cream	-
	VBLL7C	1000	20	1000	Cream	-

NOTE: Always consult a qualified stove installation expert and refer to your local building regulations and Document J of the Building









# MAZONA

## STOVES

Printed 08/22

All installations shown in this brochure are for illustration purposes and may not represent real life installations. Any actual installations must comply with the latest building regulations in accordance with your local building control and whilst installed by an authorised installer. Please note due to limitations of the printing process colour reproduction may slightly vary. Always consult your dealer for more accurate colour matching if required. Mazona stoves reserves the right to amend any specifications herein or to make product design changes. All specifications, dimensions, and information provided within this brochure is for information purposes only and is not binding. Always consult with your dealer for more information. Any modifications to our products which are deemed necessary may be made without notification.